














| | | | | | |
|---|---|---|--|---|---|
|  |  |  |  |  |  |
| express tule | express M | express F | express stop | express dichting | klemschaal CS |
|  |  |  |  |  | <i>Weym-Lauwers</i> |
| tule RVS | express M RVS | express F RVS | geka stop RVS | | |
| | | | | | |
| | | | | | |
| | | | | | |